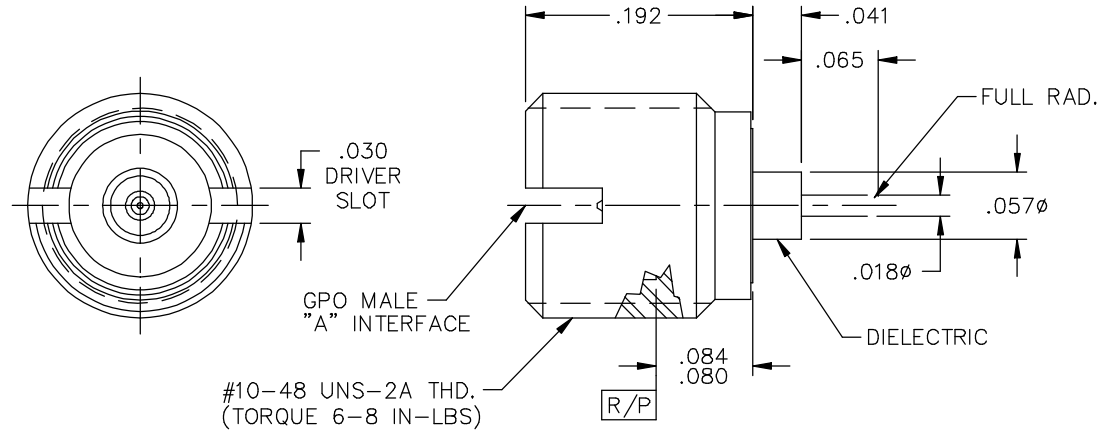
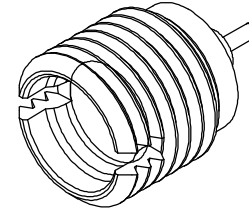


CATALOG NUMBER	"A" INTERFACE
A003-L33-02	FULL DETENT
A003-L34-02	LIMITED DETENT
A003-L35-02	SMOOTH BORE

MATERIAL AND FINISH

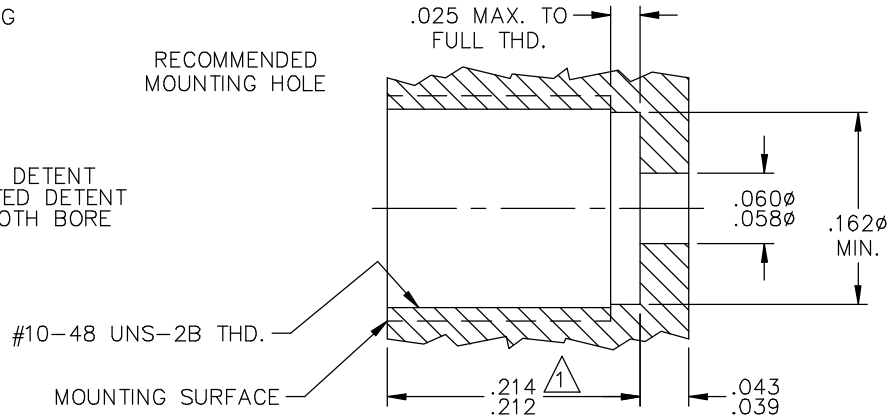
SHROUD AND BUSHING: CRES 303; PASSIVATED
 CENTER CONTACT: BeCu; GOLD PLATE 75 MICROINCHES TYPICAL
 OVER NICKEL PLATE 100 MICROINCHES TYPICAL
 DIELECTRIC: VIRGIN PTFE



RECOMMENDED TOOLING

- STARTING TAP
L091-A99-01
- BOTTOM TAP
L091-A99-02
- THREAD-IN DRIVER
A097-A99-01: FULL DETENT
A097-A99-02: LIMITED DETENT
A097-A99-03: SMOOTH BORE

RECOMMENDED MOUNTING HOLE



NOTES:

① DIMENSION SHOWN IS FOR FLUSH MOUNTING SURFACE TO MOUNTING SURFACE CONDITION USING .254 LONG INTERCONNECT. USE .190-.194 DIMENSION FOR CONNECTOR FACE TO BE FLUSH WITH MOUNTING SURFACE.

This drawing and any data contained herein is the property of Corning Gilbert Inc., and constitutes and contains proprietary and confidential information. Neither receipt nor possession of this drawing confers or transfers any right to duplicate, use or disclose any information contained herein except as expressly authorized by Corning Gilbert Inc.

GPO MALE THREAD-IN STRAIGHT TERMINAL (TAB DETENT)	IDENT CODE: 82316	Corning Gilbert Inc.
	REVISION: H	

SOURCE FILE: MECR# 2206	DWG. NO.: OL-A003-L3X-02	ASSY. PROC.: -
-------------------------	--------------------------	----------------